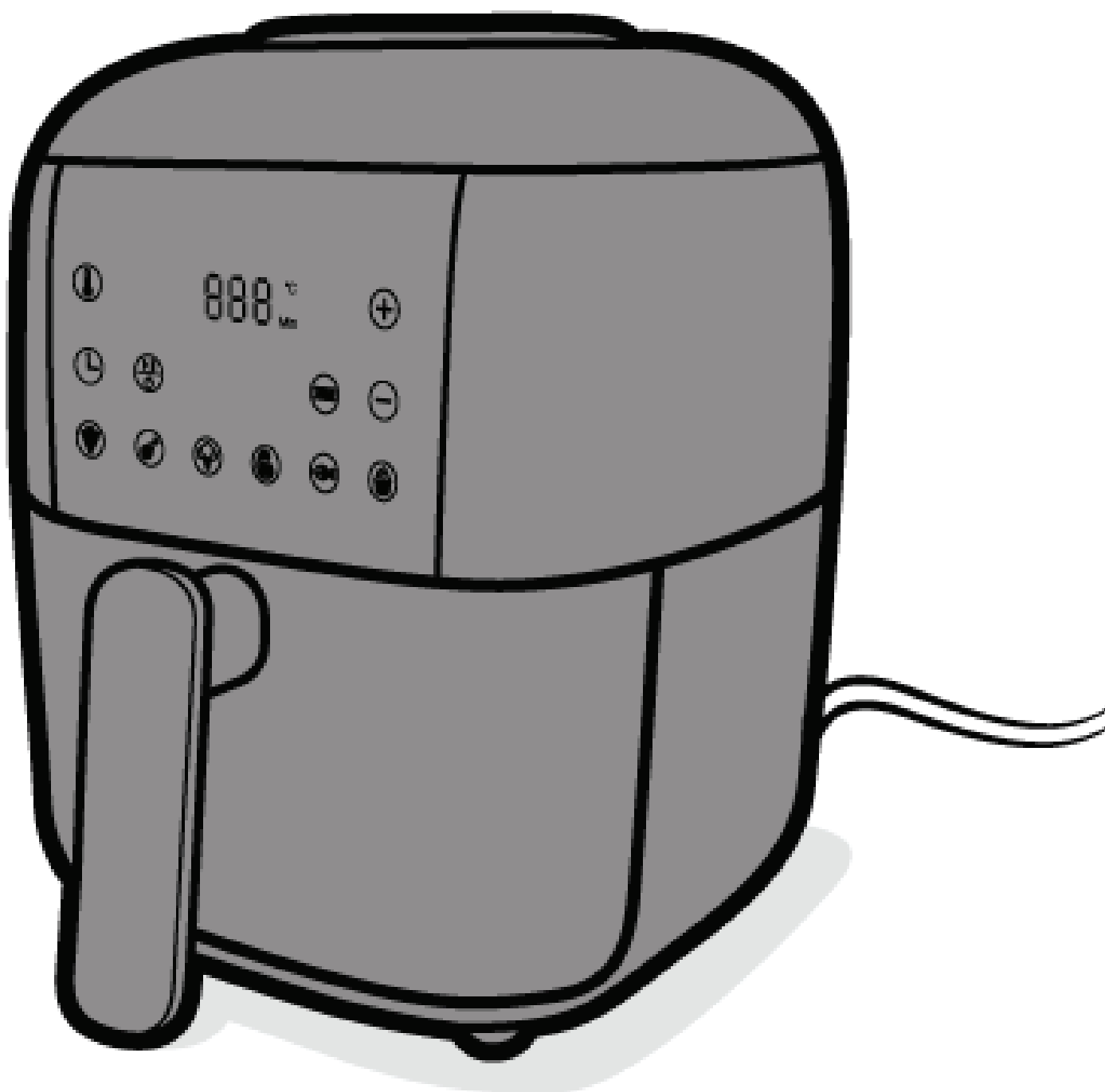
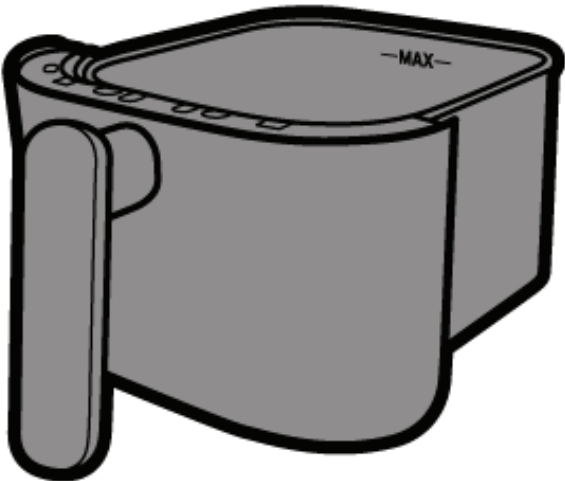





# 3L Air Fryer

**with Touchscreen Display**



**Tupperware<sup>®</sup>**



# 3L Air Fryer

with Touchscreen Display

## FOR HOUSEHOLD USE ONLY

Thank you for choosing the Tupperware 3L Air Fryer with Touchscreen Display, which allows you to cook healthy meals by replacing additional oil with hot circulating air to create delicious meals.

The product comes with six one-touch preset menus that set the time and temperature for some of your favorite foods.

Please follow the QR code in the first page or visit

[www.tupperware.eu/airfryer](http://www.tupperware.eu/airfryer) to find additional instructions and suggested times and temperatures for additional foods.



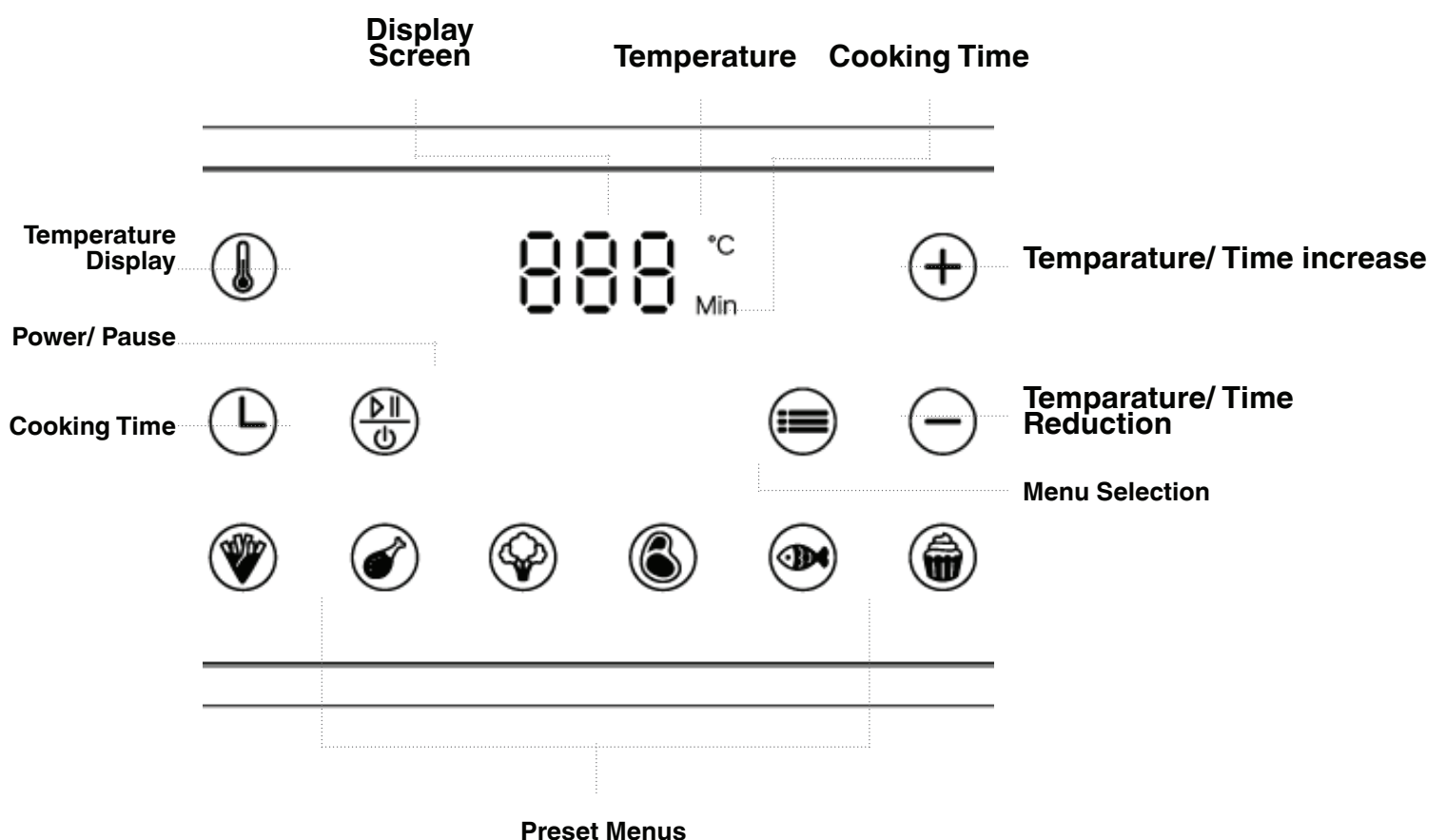
# Tupperware

## WARNING!

To avoid risk of serious personal injury, please read this manual thoroughly before using your Tupperware Air Fryer.

Save this manual for future reference.

## OPERATION PANEL



## INSTRUCTIONS FOR USE

**Note:** Before connecting the appliance to the power supply, please check whether the voltage marked on the product is consistent with the local power supply voltage.

**Please refer to page 3 of this manual for cleaning and set up instructions.**

- When using for the first time, preheat for 10min at 180 °C, this will eliminate residual odor during packaging or transportation.
- Do not use plastic or paper containers that are not heat-resistant to carry food into the appliance.
- The basket of the Air Fryer is not meant to hold water, please wash by hand in the sink.

**Please refer to page 2 for Instructions to operate**

Press the “Power” button to turn the Air Fryer on.

Click the menu button to cycle through the preset menu options until you see the one you want: Fries, Chicken Legs, Mixed Vegetables, Steak, Seafood, Muffins. The machine has set the temperature and time according to the type of food.


Select your preferred option and click the power button to start the cooking process. Without any operation within 30 seconds, it will return to the standby state. Click the power button to cancel the cooking at any time.

**Note:** You can also adjust the cooking temperature and time depending on the amount of ingredients to achieve the best taste of the ingredients.

**Basket Shake:** During the cooking process, it is recommended to interrupt by pulling out the basket and shaking it halfway through the cooking process, to make sure all the pieces get roasted evenly. You can also pull out the Basket at any time to observe the cooking situation of the ingredients, and can adjust the temperature and time at any time according to the actual situation.

## SAFETY GUIDELINES

1. Do not touch the inside of the product while it is turned on
2. Do not touch the Air Fryer within a short time after use, because it is very hot. Only hold the handle to remove the Basket. Please handle carefully as it will be hot
3. Do not immerse the body of the Air Fryer in water or wash it under the tap, because there are electronic components and heating elements in the shell.
4. When the product is working, do not cover its air inlet and outlet.
5. To prevent fire, please keep this product away from flammable and explosive materials.



## TECHNICAL PARAMETERS

Models	Rated Voltage	Rated Frequency	Rated Power	Capacity	Net Weight
TPW-AF01-EU	220-240V~	50-60Hz	1200-1400W	3 Liters	3.1kg

## SUSTAINABILITY

You can help the environment! When discarding the packaging, please recycle using a local recycler of cardboard and paper. Appliances should not be disposed with household waste. Please respect local regulations.

Please discard non-working electrical equipment at appropriate waste disposal centers.



## THE TUPPERWARE COMMITMENT

Our products reflect our commitment to making a measurable impact on the world around us. At Tupperware, we design all products with minimizing plastic and food waste in mind. By creating quality, durable and reusable products made to stand the test of time, we are supporting our mission to reduce waste for the longevity of our planet, our people and the communities in which we live and work.

**The Tupperware 3L Air Fryer with Touchscreen Display** is covered by a Tupperware warranty for two years (from the point of purchase) against any material or manufacturing defects that may occur when using the product according to directions and in normal household use. The warranty does not include damage to the product resulting from negligent use or misuse which may include overheating, stains and scratches on the inside and outside, or any nicks it may have received or if it has been dropped. The warranty does not cover any damage to the decorative printing on the product.

Your Tupperware® product is meant to be used again and again. If for any reason your product is damaged and not covered by warranty or you no longer need your product, please be responsible and recycle it, or let us know if we can help you.

[www.tupperware.eu/airfryer](http://www.tupperware.eu/airfryer)